

Wavelength Division Multiplexer – LAN WDM mux or demux, 4 channels (Reduced size)

Features

- Devices may be used as multiplexer or demultiplexer
- Micro-hybrid construction in a sealed metal housing
- Epoxy-free optical path
- Extremely small component dimensions: 17.1 x 12.5 x 6.5 mm³, other dimensions on request
- Fiber packaging: loose tube or 250 µm coating

Applications

- Combines / separates 4 channels with a LAN WDM spacing
- Optimized package for CFP and CFP8 transceiver modules
- According to 100 Gbps IEEE 802.3ba and 400Gbps IEEE 802.3bs LR8/FR8.

Specifications

Parameters	Wavelength Division Multiplexer – mux/demux		
Channels	4		
Operating Channels	(According to cole_01_0708 IEEE 802.3ba and 400GBASE LR8/FR8 IEEE 802.3bs)		
	P		U
L0-L3	1295.56 / 1300.05 / 1304.58 / 1309.14 nm		1273.55 / 1277.89 / 1282.26 / 1286.66 nm
Optical Bandwidth	(According to cole_01_0708 IEEE 802.3ba and 400GBASE LR8/FR8 IEEE 802.3bs)		
	P		U
L0	1294.53 - 1296.59 nm		1272.55 - 1274.54 nm
L1	1299.02 - 1301.09 nm		1276.89 - 1278.89 nm
L2	1303.54 - 1305.63 nm		1281.25 - 1283.28 nm
L3	1308.09 - 1310.19 nm		1285.65 - 1287.69 nm
Insertion Loss *	4 channel LAN WDM	Standard < 2.0 dB	Premium < 1.5 dB
Isolation **	adjacent channel	> 25 dB for demux	> 15 dB for mux
	non-adjacent channel	> 35 dB for demux	> 15 dB for mux
Return Loss *	> 45 dB (50 dB typ.)		
Directivity	> 50 dB		
Polarization Dependent Loss	< 0.5 dB		
Max. optical power	250 mW		
Operating Temperature	-5°C to 75°C		
Storage Temperature	-40°C to 85°C (when removed from plastic package)		
Package Dimensions	17.1 x 12.5 x 6.5 mm ³		

* With passband, valid over full temperature range and at all states of polarization but without connector losses.

** Valid over full temperature range and at all wavelengths across the channel.



光貿易株式会社

〒113-0034 東京都文京区湯島3-13-8湯島不二ビル301

TEL:03-3832-3117 FAX:03-3832-3118

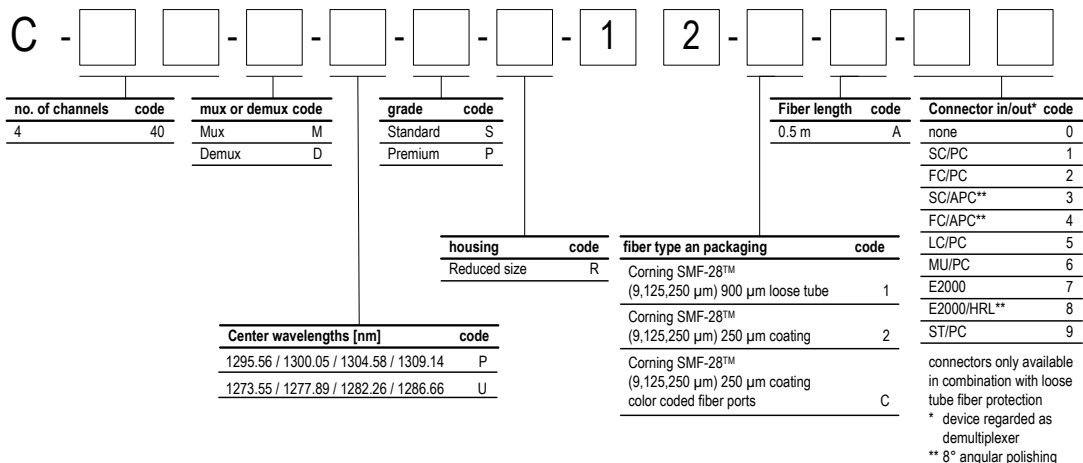
Email: t.ito@hikari-trading.com

Wavelength Division Multiplexer – LAN WDM mux or demux, 4 channels (Reduced size)

Ordering Information

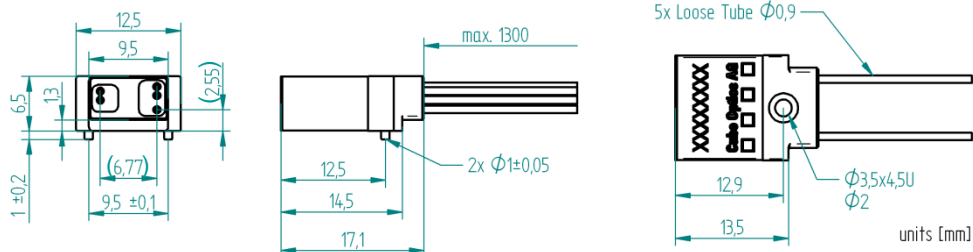
Please select an option from each configuration table and write the corresponding codes in the applicable boxes to create the part number.

Ordering example: **C-40-M-P-S-R-12-1-A-15**



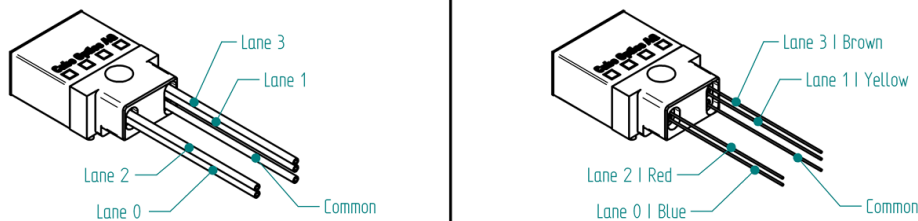
Further configuration on request!

Reduced size 4 channel housing



All housing dimensions +/-0,2 if not otherwise specified.

Port assignment for optional colour coded fibres:



HUBER+SUHNER Cube Optics AG
Eindhoven-Allee 3
55129 Mainz
Germany

phone: +49-6131-4995-100
sales.cubo@hubersuhner.com

www.hubersuhner.com
www.cubeoptics.com